



Regularidade Caji - Baiano Regularidade 2024



Performance Individual

PC	Tp	Trc	DistPC	Ideal	Passagem	Pen	Erro	Pontos	NoPC	AtePC
N u m	126	126 / Jardel Amorim de Almeida / Zacarias								
		Cat / NL / Largada / NOVATO / 94 / 09:46:00								
		Senhor do Bonfim / CRF 250F								
PC	Tp	Trc	DistPC	Ideal	Passagem	Pen	Erro	Pontos	NoPC	AtePC
1	Tmp	2	0.180	09:54:14	09:54:18	0	4s	+1	12°	0
2	Tmp	3	3.900	09:59:00	09:59:00	0	0s	0	2°	0
3	Tmp	4	0.160	09:59:35	09:59:52	0	17s	+14	8°	0
4	Tmp	5	0.920	10:00:58	10:01:41	0	43s	+40	9°	0
5	Tmp	5	2.040	10:02:50	10:03:37	0	47s	+44	11°	0
6	Tmp	6	2.730	10:03:59	10:04:53	0	54s	+51	12°	0
7	Tmp	8	3.580	10:06:27	10:08:21	0	1m54s	+111	13°	0
8	Tmp	10	4.550	10:09:40	10:20:15	0	10m35s	+632	18°	0
9	Tmp	11	5.250	10:11:15	10:22:07	0	10m52s	+649	18°	0
10	Tmp	14	5.920	10:16:40	10:24:04	0	7m24s	+441	19°	0
11	Tmp	14	6.270	10:17:19	10:24:50	0	7m31s	+448	17°	0
12	Tmp	16	7.040	10:18:58	10:27:30	0	8m32s	+509	18°	0
13	Tmp	18	8.200	10:21:25	10:29:39	0	8m14s	+491	18°	0
14	Tmp	20	0.810	10:28:22	10:39:53	0	11m31s	+688	18°	0
15	Tmp	20	1.490	10:30:14	10:41:56	0	11m42s	+699	15°	0
16	Tmp	22	2.410	10:32:49	10:45:02	0	12m13s	+730	18°	0
17	Tmp	24	4.470	10:38:46	10:50:32	0	11m46s	+703	17°	0
19	Tmp	26	0.450	10:43:43	10:59:25	0	15m42s	+900	17°	0
20	Tmp	27	0.900	10:45:04	11:01:34	0	16m30s	+900	17°	0
21	Tmp	29	1.760	10:47:15	11:03:53	0	16m38s	+900	17°	0
22	Tmp	29	3.200	10:50:34	11:07:21	0	16m47s	+900	13°	0
23	Tmp	30	4.130	10:53:10	11:10:24	0	17m14s	+900	16°	0
24	Tmp	35	6.570	11:05:04	11:20:57	0	15m53s	+900	16°	0
25	Tmp	38	0.160	11:08:22	--:--:--	0		+1800	19°	0
26	Tmp	40	1.050	11:09:52	--:--:--	0		+1800	18°	0
27	Tmp	42	1.790	11:11:24	--:--:--	0		+1800	18°	0
28	Tmp	43	2.310	11:12:16	--:--:--	0		+1800	17°	0
29	Tmp	45	2.800	11:13:16	--:--:--	0		+1800	18°	0
30	Tmp	45	3.310	11:14:10	--:--:--	0		+1800	16°	0
31	Tmp	46	4.610	11:16:08	--:--:--	0		+1800	19°	0
32	Tmp	50	0.490	11:20:24	11:32:10	0	11m46s	+703	11°	0
33	Tmp	51	0.820	11:21:05	11:33:50	0	12m45s	+762	12°	0
34	Tmp	52	1.650	11:22:58	11:36:08	0	13m10s	+787	12°	0
35	Tmp	53	2.560	11:25:33	11:40:29	0	14m56s	+893	12°	0
36	Tmp	56	1.160	11:30:59	--:--:--	0		+1800	17°	0
37	Tmp	56	2.330	11:35:22	--:--:--	0		+1800	14°	0
38	Tmp	58	3.410	11:38:29	--:--:--	0		+1800	13°	0
39	Tmp	58	4.070	11:40:57	11:43:44	0	2m47s	+164	4°	0
40	Tmp	61	0.420	11:49:42	11:51:05	0	1m23s	+80	7°	0
41	Tmp	63	2.390	11:52:28	11:53:29	0	1m01s	+58	6°	0
42	Tmp	64	2.580	11:53:01	11:54:00	0	59s	+56	6°	0
43	Tmp	65	3.310	11:55:00	11:55:42	0	42s	+39	5°	0
44	Tmp	66	3.790	11:56:26	11:57:24	0	58s	+55	5°	0
45	Tmp	67	4.710	11:58:51	12:00:31	0	1m40s	+97	4°	0
46	Tmp	68	5.300	12:00:23	12:02:11	0	1m48s	+105	4°	0
47	Tmp	68	5.840	12:01:52	--:--:--	0		+1800	12°	0
48	Tmp	69	6.430	12:02:50	12:11:40	0	8m50s	+527	5°	0
49	Tmp	70	7.500	12:04:55	--:--:--	0		+1800	12°	0
50	Tmp	74	0.890	12:12:17	--:--:--	0		+1800	12°	0
51	Tmp	76	1.700	12:14:05	--:--:--	0		+1800	11°	0
52	Tmp	77	2.790	12:16:29	--:--:--	0		+1800	12°	0
53	Tmp	78	3.420	12:17:58	--:--:--	0		+1800	11°	0

PC	Tp	Trc	DistPC	Ideal	Passagem	Pen	Erro	Pontos	NoPC	AtePC
54	Tmp	79	4.520	12:20:33	--:--:--	0		+1800	11°	0
55	Tmp	79	5.110	12:21:55	--:--:--	0		+1800	11°	0
56	Tmp	81	5.560	12:22:44	--:--:--	0		+1800	12°	0

Etapa A	Num	126	Pen	0	PCZ	1	Total PP	50177	PG	6
---------	-----	-----	-----	---	-----	---	----------	-------	----	---

57	Tmp	85	0.990	12:51:53	12:55:11	0	3m18s	+195	5°	0
58	Tmp	87	2.080	12:53:31	12:57:37	0	4m06s	+243	6°	0
59	Tmp	87	2.930	12:54:33	12:59:26	0	4m53s	+290	6°	0
60	Tmp	88	4.050	12:55:59	13:01:18	0	5m19s	+316	5°	0
61	Tmp	90	5.060	12:57:44	13:06:13	0	8m29s	+506	9°	0
64	Tmp	93	0.290	13:02:35	13:10:27	0	7m52s	+469	7°	0
65	Tmp	93	1.240	13:04:29	13:12:39	0	8m10s	+487	8°	0
66	Tmp	95	2.480	13:06:52	13:15:33	0	8m41s	+518	9°	0
67	Tmp	96	2.920	13:08:08	13:17:32	0	9m24s	+561	9°	0
68	Tmp	97	4.360	13:11:21	13:21:40	0	10m19s	+616	7°	0
69	Tmp	98	5.000	13:12:20	13:22:52	0	10m32s	+629	9°	0
70	Tmp	99	6.160	13:14:06	13:35:43	0	21m37s	+900	9°	0
71	Tmp	101	0.100	13:18:06	--:--:--	0		+1800	5°	0
72	Tmp	101	0.650	13:19:36	--:--:--	0		+1800	5°	0
73	Tmp	103	1.860	13:21:51	--:--:--	0		+1800	10°	0
74	Tmp	106	4.450	13:25:52	13:26:28	0	36s	+33	1°	0
75	Tmp	106	4.690	13:26:19	13:27:14	0	55s	+52	1°	0
76	Tmp	108	6.600	13:29:18	--:--:--	0		+1800	7°	0
77	Tmp	110	0.440	13:32:31	14:00:53	0	28m22s	+900	2°	0
78	Tmp	111	1.420	13:34:03	14:02:11	0	28m08s	+900	4°	0
79	Tmp	112	2.320	13:35:42	--:--:--	0		+1800	8°	0
80	Tmp	113	2.860	13:36:44	--:--:--	0		+1800	8°	0
82	Tmp	117	1.350	13:41:51	--:--:--	0		+1800	8°	0
83	Tmp	118	2.750	13:44:39	--:--:--	0		+1800	8°	0
84	Tmp	118	4.130	13:47:37	--:--:--	0		+1800	8°	0
85	Tmp	120	5.470	13:50:43	--:--:--	0		+1800	7°	0
86	Tmp	122	6.580	13:53:12	--:--:--	0		+1800	7°	0
87	Tmp	124	7.800	13:56:08	--:--:--	0		+1800	8°	0
88	Tmp	124	8.160	13:57:07	--:--:--	0		+1800	8°	0
89	Tmp	126	8.940	13:59:07	--:--:--	0		+1800	8°	0
90	Tmp	126	9.640	14:01:02	--:--:--	0		+1800	7°	0
91	Tmp	129	1.420	14:07:31	--:--:--	0		+1800	7°	0
92	Tmp	129	2.250	14:08:54	--:--:--	0		+1800	7°	0
93	Tmp	130	2.950	14:10:07	--:--:--	0		+1800	6°	0
94	Tmp	131	3.810	14:11:40	--:--:--	0		+1800	6°	0
95	Tmp	134	4.640	14:13:10	--:--:--	0		+1800	4°	0
96	Tmp	135	5.630	14:14:58	--:--:--	0		+1800	4°	0
97	Tmp	139	0.450	14:21:13	12:20:42	0	02h00m	-1800	7°	0
98	Tmp	140	0.860	14:22:03	--:--:--	0		+1800	8°	0
99	Tmp	143	1.830	14:23:51	--:--:--	0		+1800	5°	0
100	Tmp	144	2.770	14:27:03	--:--:--	0		+1800	5°	0
101	Tmp	146	3.400	14:29:31	--:--:--	0		+1800	4°	0
102	Tmp	147	4.880	14:31:53	--:--:--	0		+1800	4°	0
103	Tmp	147	5.480	14:33:01	--:--:--	0		+1800	4°	0
104	Tmp	148	6.800	14:35:12	--:--:--	0		+1800	4°	0
105	Tmp	152	1.930	14:41:29	--:--:--	0		+1800	4°	0
106	Tmp	154	4.300	14:45:15	--:--:--	0		+1800	5°	0
107	Tmp	155	5.500	14:47:24	--:--:--	0		+1800	4°	0

Etapa B	Num	126	Pen	0	PCZ	0	Total PP	65215	PG	0
---------	-----	-----	-----	---	-----	---	----------	-------	----	---

n°	94	A	PG	6	15°	B	PG	0	NC
----	----	---	----	---	-----	---	----	---	----

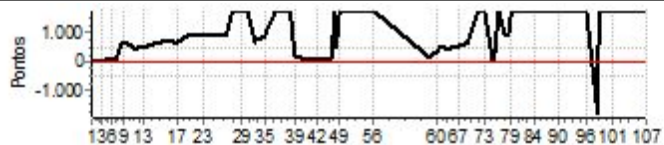
Tot PG	6	Col.	15°
--------	---	------	-----





Performance Individual

PC	Tp	Trc	DistPC	Ideal	Passagem	Pen	Erro	Pontos	NoPC	AtePC
----	----	-----	--------	-------	----------	-----	------	--------	------	-------





Regularidade Cajá - Baiano Regularidade 2024



Performance Individual

PC	Tp	Trc	DistPC	Ideal	Passagem	Pen	Erro	Pontos	NoPC	AtePC
N u m	140	140 / Odalio dos Reis Junior / Kuey								
		Cat / NL / Largada			NOVATO / 78 / 09:38:00					
		Jacobina			CRF 250F					
PC	Tp	Trc	DistPC	Ideal	Passagem	Pen	Erro	Pontos	NoPC	AtePC
1	Tmp	2	0.180	09:46:14	09:46:12	0	2s	0	10°	0
2	Tmp	3	3.900	09:51:00	09:50:48	0	12s	-27	15°	0
3	Tmp	4	0.160	09:51:35	09:51:51	0	16s	+13	7°	0
4	Tmp	5	0.920	09:52:58	09:53:19	0	21s	+18	4°	0
5	Tmp	5	2.040	09:54:50	09:55:00	0	10s	+7	3°	0
6	Tmp	6	2.730	09:55:59	09:56:08	0	9s	+6	4°	0
7	Tmp	8	3.580	09:58:27	09:59:12	0	45s	+42	3°	0
8	Tmp	10	4.550	10:01:40	10:03:57	0	2m17s	+134	4°	0
9	Tmp	11	5.250	10:03:15	10:05:47	0	2m32s	+149	4°	0
10	Tmp	14	5.920	10:08:40	10:08:51	0	11s	+8	2°	0
11	Tmp	14	6.270	10:09:19	10:10:38	0	1m19s	+76	5°	0
12	Tmp	16	7.040	10:10:58	10:14:47	0	3m49s	+226	10°	0
13	Tmp	18	8.200	10:13:25	10:17:03	0	3m38s	+215	11°	0
14	Tmp	20	0.810	10:20:22	10:22:54	0	2m32s	+149	13°	0
15	Tmp	20	1.490	10:22:14	--:--:--	0		+1800	19°	0
16	Tmp	22	2.410	10:24:49	10:36:45	0	11m56s	+713	17°	0
17	Tmp	24	4.470	10:30:46	10:33:16	0	2m30s	+147	6°	0
19	Tmp	26	0.450	10:35:43	10:39:07	0	3m24s	+201	6°	0
20	Tmp	27	0.900	10:37:04	10:41:06	0	4m02s	+239	6°	0
21	Tmp	29	1.760	10:39:15	10:43:10	0	3m55s	+232	6°	0
22	Tmp	29	3.200	10:42:34	10:46:37	0	4m03s	+240	5°	0
23	Tmp	30	4.130	10:45:10	10:49:54	0	4m44s	+281	6°	0
24	Tmp	35	6.570	10:57:04	10:59:35	0	2m31s	+148	6°	0
25	Tmp	38	0.160	11:00:22	11:02:45	0	2m23s	+140	5°	0
26	Tmp	40	1.050	11:01:52	11:04:15	0	2m23s	+140	5°	0
27	Tmp	42	1.790	11:03:24	11:07:03	0	3m39s	+216	5°	0
28	Tmp	43	2.310	11:04:16	11:08:06	0	3m50s	+227	5°	0
29	Tmp	45	2.800	11:05:16	11:10:20	0	5m04s	+301	5°	0
30	Tmp	45	3.310	11:06:10	11:11:05	0	4m55s	+292	5°	0
31	Tmp	46	4.610	11:08:08	11:13:36	0	5m28s	+325	5°	0
32	Tmp	50	0.490	11:12:24	11:16:43	0	4m19s	+256	5°	0
33	Tmp	51	0.820	11:13:05	11:17:37	0	4m32s	+269	5°	0
34	Tmp	52	1.650	11:14:58	11:19:41	0	4m43s	+280	5°	0
35	Tmp	53	2.560	11:17:33	11:22:49	0	5m16s	+313	5°	0
36	Tmp	56	1.160	11:22:59	11:25:51	0	2m52s	+169	4°	0
37	Tmp	56	2.330	11:27:22	11:29:57	0	2m35s	+152	3°	0
38	Tmp	58	3.410	11:30:29	11:33:48	0	3m19s	+196	3°	0
39	Tmp	58	4.070	11:32:57	11:36:16	0	3m19s	+196	5°	0
40	Tmp	61	0.420	11:41:42	11:41:46	0	4s	+1	4°	0
41	Tmp	63	2.390	11:44:28	11:44:30	0	2s	0	1°	0
42	Tmp	64	2.580	11:45:01	11:44:55	0	6s	-9	3°	0
43	Tmp	65	3.310	11:47:00	11:47:47	0	47s	+44	6°	0
44	Tmp	66	3.790	11:48:26	11:50:28	0	2m02s	+119	6°	0
45	Tmp	67	4.710	11:50:51	11:53:27	0	2m36s	+153	5°	0
46	Tmp	68	5.300	11:52:23	11:55:16	0	2m53s	+170	5°	0
47	Tmp	68	5.840	11:53:52	11:57:07	0	3m15s	+192	3°	0
48	Tmp	69	6.430	11:54:50	11:58:10	0	3m20s	+197	3°	0
49	Tmp	70	7.500	11:56:55	12:00:28	0	3m33s	+210	3°	0
50	Tmp	74	0.890	12:04:17	12:05:18	0	1m01s	+58	2°	0
51	Tmp	76	1.700	12:06:05	12:09:34	0	3m29s	+206	4°	0
52	Tmp	77	2.790	12:08:29	12:13:26	0	4m57s	+294	5°	0
53	Tmp	78	3.420	12:09:58	12:15:02	0	5m04s	+301	5°	0

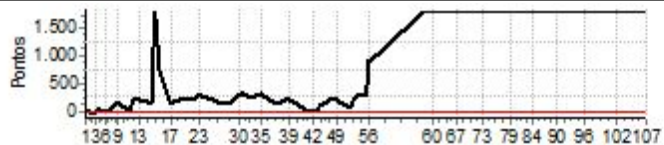
PC	Tp	Trc	DistPC	Ideal	Passagem	Pen	Erro	Pontos	NoPC	AtePC			
54	Tmp	79	4.520	12:12:33	12:17:20	0	4m47s	+284	4°	0			
55	Tmp	79	5.110	12:13:55	12:33:47	0	19m52s	+900	9°	0			
56	Tmp	81	5.560	12:14:44	12:35:00	0	20m16s	+900	10°	0			
Etapa A		Num	140	Pen	0	PCZ	2	Total PP	12581	PG	18		
57	Tmp	85	0.990	12:43:53	--:--:--	0		+1800	18°	0			
58	Tmp	87	2.080	12:45:31	--:--:--	0		+1800	18°	0			
59	Tmp	87	2.930	12:46:33	--:--:--	0		+1800	18°	0			
60	Tmp	88	4.050	12:47:59	--:--:--	0		+1800	18°	0			
61	Tmp	90	5.060	12:49:44	--:--:--	0		+1800	18°	0			
64	Tmp	93	0.290	12:54:35	--:--:--	0		+1800	18°	0			
65	Tmp	93	1.240	12:56:29	--:--:--	0		+1800	18°	0			
66	Tmp	95	2.480	12:58:52	--:--:--	0		+1800	18°	0			
67	Tmp	96	2.920	13:00:08	--:--:--	0		+1800	18°	0			
68	Tmp	97	4.360	13:03:21	--:--:--	0		+1800	18°	0			
69	Tmp	98	5.000	13:04:20	--:--:--	0		+1800	18°	0			
70	Tmp	99	6.160	13:06:06	--:--:--	0		+1800	18°	0			
71	Tmp	101	0.100	13:10:06	--:--:--	0		+1800	18°	0			
72	Tmp	101	0.650	13:11:36	--:--:--	0		+1800	18°	0			
73	Tmp	103	1.860	13:13:51	--:--:--	0		+1800	18°	0			
74	Tmp	106	4.450	13:17:52	--:--:--	0		+1800	18°	0			
75	Tmp	106	4.690	13:18:19	--:--:--	0		+1800	18°	0			
76	Tmp	108	6.600	13:21:18	--:--:--	0		+1800	18°	0			
77	Tmp	110	0.440	13:24:31	--:--:--	0		+1800	18°	0			
78	Tmp	111	1.420	13:26:03	--:--:--	0		+1800	18°	0			
79	Tmp	112	2.320	13:27:42	--:--:--	0		+1800	18°	0			
80	Tmp	113	2.860	13:28:44	--:--:--	0		+1800	18°	0			
82	Tmp	117	1.350	13:33:51	--:--:--	0		+1800	18°	0			
83	Tmp	118	2.750	13:36:39	--:--:--	0		+1800	18°	0			
84	Tmp	118	4.130	13:39:37	--:--:--	0		+1800	18°	0			
85	Tmp	120	5.470	13:42:43	--:--:--	0		+1800	18°	0			
86	Tmp	122	6.580	13:45:12	--:--:--	0		+1800	18°	0			
87	Tmp	124	7.800	13:48:08	--:--:--	0		+1800	18°	0			
88	Tmp	124	8.160	13:49:07	--:--:--	0		+1800	18°	0			
89	Tmp	126	8.940	13:51:07	--:--:--	0		+1800	18°	0			
90	Tmp	126	9.640	13:53:02	--:--:--	0		+1800	18°	0			
91	Tmp	129	1.420	13:59:31	--:--:--	0		+1800	18°	0			
92	Tmp	129	2.250	14:00:54	--:--:--	0		+1800	18°	0			
93	Tmp	130	2.950	14:02:07	--:--:--	0		+1800	18°	0			
94	Tmp	131	3.810	14:03:40	--:--:--	0		+1800	18°	0			
95	Tmp	134	4.640	14:05:10	--:--:--	0		+1800	18°	0			
96	Tmp	135	5.630	14:06:58	--:--:--	0		+1800	18°	0			
97	Tmp	139	0.450	14:13:13	--:--:--	0		+1800	18°	0			
98	Tmp	140	0.860	14:14:03	--:--:--	0		+1800	18°	0			
99	Tmp	143	1.830	14:15:51	--:--:--	0		+1800	18°	0			
100	Tmp	144	2.770	14:19:03	--:--:--	0		+1800	18°	0			
101	Tmp	146	3.400	14:21:31	--:--:--	0		+1800	18°	0			
102	Tmp	147	4.880	14:23:53	--:--:--	0		+1800	18°	0			
103	Tmp	147	5.480	14:25:01	--:--:--	0		+1800	18°	0			
104	Tmp	148	6.800	14:27:12	--:--:--	0		+1800	18°	0			
105	Tmp	152	1.930	14:33:29	--:--:--	0		+1800	18°	0			
106	Tmp	154	4.300	14:37:15	--:--:--	0		+1800	18°	0			
107	Tmp	155	5.500	14:39:24	--:--:--	0		+1800	18°	0			
Etapa B		Num	140	Pen	0	PCZ	0	Total PP	86400	PG	0		
n°	78	A	PG	18	4°	B	PG	0	NC	Tot PG	18	Col.	8°





Performance Individual

PC	Tp	Trc	DistPC	Ideal	Passagem	Pen	Erro	Pontos	NoPC	AtePC
----	----	-----	--------	-------	----------	-----	------	--------	------	-------





Regularidade Caji - Baiano Regularidade 2024



Performance Individual

PC	Tp	Trc	DistPC	Ideal	Passagem	Pen	Erro	Pontos	NoPC	AtePC
N u m	158	158 / Diogo Farias Batista de Souza / Didi								
		Cat / NL / Largada / NOVATO / 77 / 09:37:30								
		Senhor do Bonfim / CRF 230F								
PC	Tp	Trc	DistPC	Ideal	Passagem	Pen	Erro	Pontos	NoPC	AtePC
1	Tmp	2	0.180	09:45:44	09:45:52	0	8s	+5	15°	0°
2	Tmp	3	3.900	09:50:30	09:50:40	0	10s	+7	13°	0°
3	Tmp	4	0.160	09:51:05	09:51:26	0	21s	+18	10°	0°
4	Tmp	5	0.920	09:52:28	09:53:12	0	44s	+41	10°	0°
5	Tmp	5	2.040	09:54:20	09:54:59	0	39s	+36	9°	0°
6	Tmp	6	2.730	09:55:29	09:56:09	0	40s	+37	9°	0°
7	Tmp	8	3.580	09:57:57	09:59:11	0	1m14s	+71	10°	0°
8	Tmp	10	4.550	10:01:10	10:03:29	0	2m19s	+136	5°	0°
9	Tmp	11	5.250	10:02:45	10:05:26	0	2m41s	+158	5°	0°
10	Tmp	14	5.920	10:08:10	10:08:39	0	29s	+26	3°	0°
11	Tmp	14	6.270	10:08:49	10:09:34	0	45s	+42	3°	0°
12	Tmp	16	7.040	10:10:28	10:11:42	0	1m14s	+71	4°	0°
13	Tmp	18	8.200	10:12:55	10:14:08	0	1m13s	+70	4°	0°
14	Tmp	20	0.810	10:19:52	10:20:01	0	9s	+6	4°	0°
15	Tmp	20	1.490	10:21:44	10:22:12	0	28s	+25	2°	0°
16	Tmp	22	2.410	10:24:19	10:24:55	0	36s	+33	4°	0°
17	Tmp	24	4.470	10:30:16	10:31:22	0	1m06s	+63	4°	0°
19	Tmp	26	0.450	10:35:13	10:35:38	0	25s	+22	4°	0°
20	Tmp	27	0.900	10:36:34	10:37:22	0	48s	+45	3°	0°
21	Tmp	29	1.760	10:38:45	10:39:38	0	53s	+50	3°	0°
22	Tmp	29	3.200	10:42:04	10:43:07	0	1m03s	+60	3°	0°
23	Tmp	30	4.130	10:44:40	10:46:29	0	1m49s	+106	3°	0°
24	Tmp	35	6.570	10:56:34	10:56:57	0	23s	+20	4°	0°
25	Tmp	38	0.160	10:59:52	11:00:05	0	13s	+10	3°	0°
26	Tmp	40	1.050	11:01:22	11:01:45	0	23s	+20	4°	0°
27	Tmp	42	1.790	11:02:54	11:04:21	0	1m27s	+84	4°	0°
28	Tmp	43	2.310	11:03:46	11:05:21	0	1m35s	+92	4°	0°
29	Tmp	45	2.800	11:04:46	11:06:55	0	2m09s	+126	4°	0°
30	Tmp	45	3.310	11:05:40	11:07:40	0	2m00s	+117	4°	0°
31	Tmp	46	4.610	11:07:38	11:09:46	0	2m08s	+125	4°	0°
32	Tmp	50	0.490	11:11:54	11:12:51	0	57s	+54	2°	0°
33	Tmp	51	0.820	11:12:35	11:13:38	0	1m03s	+60	2°	0°
34	Tmp	52	1.650	11:14:28	11:15:45	0	1m17s	+74	2°	0°
35	Tmp	53	2.560	11:17:03	11:19:05	0	2m02s	+119	2°	0°
36	Tmp	56	1.160	11:22:29	11:22:45	0	16s	+13	2°	0°
37	Tmp	56	2.330	11:26:52	11:26:49	0	3s	0	1°	0°
38	Tmp	58	3.410	11:29:59	11:30:04	0	5s	+2	1°	0°
39	Tmp	58	4.070	11:32:27	11:32:46	0	19s	+16	2°	0°
40	Tmp	61	0.420	11:41:12	11:41:23	0	11s	+8	6°	0°
41	Tmp	63	2.390	11:43:58	11:44:27	0	29s	+26	5°	0°
42	Tmp	64	2.580	11:44:31	11:44:51	0	20s	+17	5°	0°
43	Tmp	65	3.310	11:46:30	11:46:44	0	14s	+11	3°	0°
44	Tmp	66	3.790	11:47:56	11:48:28	0	32s	+29	2°	0°
45	Tmp	67	4.710	11:50:21	11:51:16	0	55s	+52	3°	0°
46	Tmp	68	5.300	11:51:53	11:53:02	0	1m09s	+66	3°	0°
47	Tmp	68	5.840	11:53:22	--:--:--	0		+1800	19°	0°
48	Tmp	69	6.430	11:54:20	12:03:46	0	9m26s	+563	7°	0°
49	Tmp	70	7.500	11:56:25	12:06:19	0	9m54s	+591	6°	0°
50	Tmp	74	0.890	12:03:47	12:13:44	0	9m57s	+594	5°	0°
51	Tmp	76	1.700	12:05:35	--:--:--	0		+1800	19°	0°
52	Tmp	77	2.790	12:07:59	--:--:--	0		+1800	19°	0°
53	Tmp	78	3.420	12:09:28	--:--:--	0		+1800	19°	0°

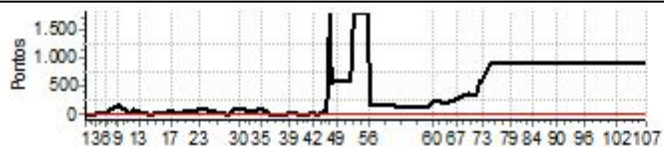
PC	Tp	Trc	DistPC	Ideal	Passagem	Pen	Erro	Pontos	NoPC	AtePC			
54	Tmp	79	4.520	12:12:03	--:--:--	0		+1800	19°	0°			
55	Tmp	79	5.110	12:13:25	--:--:--	0		+1800	19°	0°			
56	Tmp	81	5.560	12:14:14	12:16:52	0	2m38s	+155	4°	0°			
Etapa A		Num	158	Pen	0	PCZ	1	Total PP	14972	PG	16		
57	Tmp	85	0.990	12:43:23	12:45:34	0	2m11s	+128	2°	0°			
58	Tmp	87	2.080	12:45:01	12:47:34	0	2m33s	+150	2°	0°			
59	Tmp	87	2.930	12:46:03	12:49:09	0	3m06s	+183	2°	0°			
60	Tmp	88	4.050	12:47:29	12:51:10	0	3m41s	+218	2°	0°			
61	Tmp	90	5.060	12:49:14	12:53:21	0	4m07s	+244	2°	0°			
64	Tmp	93	0.290	12:54:05	12:57:31	0	3m26s	+203	3°	0°			
65	Tmp	93	1.240	12:55:59	12:59:55	0	3m56s	+233	4°	0°			
66	Tmp	95	2.480	12:58:22	13:02:44	0	4m22s	+259	5°	0°			
67	Tmp	96	2.920	12:59:38	13:04:22	0	4m44s	+281	3°	0°			
68	Tmp	97	4.360	13:02:51	13:08:31	0	5m40s	+337	5°	0°			
69	Tmp	98	5.000	13:03:50	13:09:39	0	5m49s	+346	6°	0°			
70	Tmp	99	6.160	13:05:36	13:11:31	0	5m55s	+352	6°	0°			
71	Tmp	101	0.100	13:09:36	13:15:17	0	5m41s	+338	3°	0°			
72	Tmp	101	0.650	13:11:06	13:20:46	0	9m40s	+577	3°	0°			
73	Tmp	103	1.860	13:13:21	13:23:37	0	10m16s	+613	8°	0°			
74	Tmp	106	4.450	13:17:22	13:33:15	0	15m53s	+900	7°	0°			
75	Tmp	106	4.690	13:17:49	13:33:51	0	16m02s	+900	7°	0°			
76	Tmp	108	6.600	13:20:48	13:37:33	0	16m45s	+900	5°	0°			
77	Tmp	110	0.440	13:24:01	13:39:18	0	15m17s	+900	6°	0°			
78	Tmp	111	1.420	13:25:33	13:41:36	0	16m03s	+900	9°	0°			
79	Tmp	112	2.320	13:27:12	13:43:33	0	16m21s	+900	7°	0°			
80	Tmp	113	2.860	13:28:14	13:45:02	0	16m48s	+900	7°	0°			
82	Tmp	117	1.350	13:33:21	13:50:45	0	17m24s	+900	7°	0°			
83	Tmp	118	2.750	13:36:09	13:53:57	0	17m48s	+900	7°	0°			
84	Tmp	118	4.130	13:39:07	13:57:24	0	18m17s	+900	7°	0°			
85	Tmp	120	5.470	13:42:13	14:00:50	0	18m37s	+900	5°	0°			
86	Tmp	122	6.580	13:44:42	14:08:31	0	23m49s	+900	5°	0°			
87	Tmp	124	7.800	13:47:38	14:11:53	0	24m15s	+900	7°	0°			
88	Tmp	124	8.160	13:48:37	14:12:46	0	24m09s	+900	7°	0°			
89	Tmp	126	8.940	13:50:37	14:14:54	0	24m17s	+900	7°	0°			
90	Tmp	126	9.640	13:52:32	14:17:24	0	24m52s	+900	5°	0°			
91	Tmp	129	1.420	13:59:01	14:23:18	0	24m17s	+900	5°	0°			
92	Tmp	129	2.250	14:00:24	14:25:30	0	25m06s	+900	5°	0°			
93	Tmp	130	2.950	14:01:37	14:28:10	0	26m33s	+900	4°	0°			
94	Tmp	131	3.810	14:03:10	14:30:09	0	26m59s	+900	4°	0°			
95	Tmp	134	4.640	14:04:40	14:33:06	0	28m26s	+900	2°	0°			
96	Tmp	135	5.630	14:06:28	14:35:40	0	29m12s	+900	2°	0°			
97	Tmp	139	0.450	14:12:43	14:41:05	0	28m22s	+900	5°	0°			
98	Tmp	140	0.860	14:13:33	14:41:52	0	28m19s	+900	6°	0°			
99	Tmp	143	1.830	14:15:21	14:43:37	0	28m16s	+900	3°	0°			
100	Tmp	144	2.770	14:18:33	14:46:53	0	28m20s	+900	3°	0°			
101	Tmp	146	3.400	14:21:01	14:49:36	0	28m35s	+900	2°	0°			
102	Tmp	147	4.880	14:23:23	14:51:45	0	28m22s	+900	2°	0°			
103	Tmp	147	5.480	14:24:31	14:53:30	0	28m59s	+900	2°	0°			
104	Tmp	148	6.800	14:26:42	14:56:09	0	29m27s	+900	2°	0°			
105	Tmp	152	1.930	14:32:59	14:59:29	0	26m30s	+900	2°	0°			
106	Tmp	154	4.300	14:36:45	15:03:05	0	26m20s	+900	3°	0°			
107	Tmp	155	5.500	14:38:54	15:05:52	0	26m58s	+900	2°	0°			
Etapa B		Num	158	Pen	0	PCZ	0	Total PP	34162	PG	22		
n°	77	A	PG	16	5°	B	PG	22	2°	Tot PG	38	Col.	3°





Performance Individual

PC	Tp	Trc	DistPC	Ideal	Passagem	Pen	Erro	Pontos	NoPC	AtePC
----	----	-----	--------	-------	----------	-----	------	--------	------	-------





Regularidade Caji - Baiano Regularidade 2024



Performance Individual

PC	Tp	Trc	DistPC	Ideal	Passagem	Pen	Erro	Pontos	NoPC	AtePC
N u m	160	160 / Marcos Gomes de Almeida / Ze Gatinha								
		Cat / NL / Largada / NOVATO / 87 / 09:42:30								
		Senhor do Bonfim / KTM 250 excf								
PC	Tp	Trc	DistPC	Ideal	Passagem	Pen	Erro	Pontos	NoPC	AtePC
1	Tmp	2	0.180	09:50:44	09:50:50	0	6s	+3	14°	0°
2	Tmp	3	3.900	09:55:30	09:55:37	0	7s	+4	11°	0°
3	Tmp	4	0.160	09:56:05	09:56:29	0	24s	+21	12°	0°
4	Tmp	5	0.920	09:57:28	09:58:19	0	51s	+48	11°	0°
5	Tmp	5	2.040	09:59:20	09:59:59	0	39s	+36	8°	0°
6	Tmp	6	2.730	10:00:29	10:01:02	0	33s	+30	7°	0°
7	Tmp	8	3.580	10:02:57	10:03:53	0	56s	+53	5°	0°
8	Tmp	10	4.550	10:06:10	10:11:01	0	4m51s	+288	11°	0°
9	Tmp	11	5.250	10:07:45	10:14:26	0	6m41s	+398	14°	0°
10	Tmp	14	5.920	10:13:10	10:17:39	0	4m29s	+266	14°	0°
11	Tmp	14	6.270	10:13:49	10:18:37	0	4m48s	+285	12°	0°
12	Tmp	16	7.040	10:15:28	10:20:36	0	5m08s	+305	12°	0°
13	Tmp	18	8.200	10:17:55	10:22:49	0	4m54s	+291	12°	0°
14	Tmp	20	0.810	10:24:52	10:26:32	0	1m40s	+97	9°	0°
15	Tmp	20	1.490	10:26:44	10:34:08	0	7m24s	+441	12°	0°
16	Tmp	22	2.410	10:29:19	10:37:06	0	7m47s	+464	15°	0°
17	Tmp	24	4.470	10:35:16	10:44:03	0	8m47s	+524	15°	0°
19	Tmp	26	0.450	10:40:13	10:47:57	0	7m44s	+461	15°	0°
20	Tmp	27	0.900	10:41:34	10:52:26	0	10m52s	+649	15°	0°
21	Tmp	29	1.760	10:43:45	10:54:48	0	11m03s	+660	15°	0°
22	Tmp	29	3.200	10:47:04	10:58:14	0	11m10s	+667	11°	0°
23	Tmp	30	4.130	10:49:40	11:01:54	0	12m14s	+731	14°	0°
24	Tmp	35	6.570	11:01:34	11:12:05	0	10m31s	+628	14°	0°
25	Tmp	38	0.160	11:04:52	11:14:51	0	9m59s	+596	11°	0°
26	Tmp	40	1.050	11:06:22	11:16:36	0	10m14s	+611	11°	0°
27	Tmp	42	1.790	11:07:54	11:18:58	0	11m04s	+661	11°	0°
28	Tmp	43	2.310	11:08:46	11:19:54	0	11m08s	+665	11°	0°
29	Tmp	45	2.800	11:09:46	11:22:35	0	12m49s	+766	11°	0°
30	Tmp	45	3.310	11:10:40	11:23:20	0	12m40s	+757	10°	0°
31	Tmp	46	4.610	11:12:38	11:25:37	0	12m59s	+776	11°	0°
32	Tmp	50	0.490	11:16:54	11:29:01	0	12m07s	+724	12°	0°
33	Tmp	51	0.820	11:17:35	11:29:46	0	12m11s	+728	11°	0°
34	Tmp	52	1.650	11:19:28	11:31:48	0	12m20s	+737	11°	0°
35	Tmp	53	2.560	11:22:03	11:35:15	0	13m12s	+789	11°	0°
36	Tmp	56	1.160	11:27:29	11:38:09	0	10m40s	+637	10°	0°
37	Tmp	56	2.330	11:31:52	--:--:--	0		+1800	18°	0°
38	Tmp	58	3.410	11:34:59	--:--:--	0		+1800	17°	0°
39	Tmp	58	4.070	11:37:27	11:43:41	0	6m14s	+371	7°	0°
40	Tmp	61	0.420	11:46:12	11:51:19	0	5m07s	+304	9°	0°
41	Tmp	63	2.390	11:48:58	11:54:01	0	5m03s	+300	8°	0°
42	Tmp	64	2.580	11:49:31	11:54:32	0	5m01s	+298	8°	0°
43	Tmp	65	3.310	11:51:30	11:55:55	0	4m25s	+262	8°	0°
44	Tmp	66	3.790	11:52:56	11:59:19	0	6m23s	+380	9°	0°
45	Tmp	67	4.710	11:55:21	12:02:18	0	6m57s	+414	8°	0°
46	Tmp	68	5.300	11:56:53	12:04:06	0	7m13s	+430	8°	0°
47	Tmp	68	5.840	11:58:22	12:07:08	0	8m46s	+523	5°	0°
48	Tmp	69	6.430	11:59:20	12:08:19	0	8m59s	+536	6°	0°
49	Tmp	70	7.500	12:01:25	12:10:47	0	9m22s	+559	5°	0°
50	Tmp	74	0.890	12:08:47	12:24:25	0	15m38s	+900	7°	0°
51	Tmp	76	1.700	12:10:35	12:26:51	0	16m16s	+900	6°	0°
52	Tmp	77	2.790	12:12:59	12:29:23	0	16m24s	+900	7°	0°
53	Tmp	78	3.420	12:14:28	12:30:43	0	16m15s	+900	7°	0°

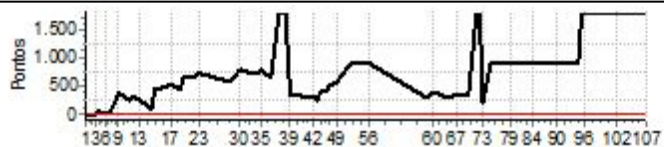
PC	Tp	Trc	DistPC	Ideal	Passagem	Pen	Erro	Pontos	NoPC	AtePC			
54	Tmp	79	4.520	12:17:03	12:33:08	0	16m05s	+900	7°	0°			
55	Tmp	79	5.110	12:18:25	12:34:25	0	16m00s	+900	5°	0°			
56	Tmp	81	5.560	12:19:14	12:35:25	0	16m11s	+900	7°	0°			
Etapa A		Num	160	Pen	0	PCZ	0	Total PP	30074	PG	13		
57	Tmp	85	0.990	12:48:23	12:53:41	0	5m18s	+315	10°	0°			
58	Tmp	87	2.080	12:50:01	12:55:13	0	5m12s	+309	9°	0°			
59	Tmp	87	2.930	12:51:03	12:57:01	0	5m58s	+355	10°	0°			
60	Tmp	88	4.050	12:52:29	12:58:41	0	6m12s	+369	9°	0°			
61	Tmp	90	5.060	12:54:14	13:01:04	0	6m50s	+407	8°	0°			
64	Tmp	93	0.290	12:59:05	13:04:23	0	5m18s	+315	6°	0°			
65	Tmp	93	1.240	13:00:59	13:06:25	0	5m26s	+323	6°	0°			
66	Tmp	95	2.480	13:03:22	13:08:51	0	5m29s	+326	7°	0°			
67	Tmp	96	2.920	13:04:38	13:10:15	0	5m37s	+334	6°	0°			
68	Tmp	97	4.360	13:07:51	13:13:26	0	5m35s	+332	4°	0°			
69	Tmp	98	5.000	13:08:50	13:14:29	0	5m39s	+336	4°	0°			
70	Tmp	99	6.160	13:10:36	13:16:07	0	5m31s	+328	4°	0°			
71	Tmp	101	0.100	13:14:36	--:--:--	0		+1800	10°	0°			
72	Tmp	101	0.650	13:16:06	--:--:--	0		+1800	10°	0°			
73	Tmp	103	1.860	13:18:21	13:21:28	0	3m07s	+184	3°	0°			
74	Tmp	106	4.450	13:22:22	13:42:52	0	20m30s	+900	6°	0°			
75	Tmp	106	4.690	13:22:49	13:43:24	0	20m35s	+900	6°	0°			
76	Tmp	108	6.600	13:25:48	13:46:33	0	20m45s	+900	4°	0°			
77	Tmp	110	0.440	13:29:01	13:48:21	0	19m20s	+900	5°	0°			
78	Tmp	111	1.420	13:30:33	13:50:29	0	19m56s	+900	7°	0°			
79	Tmp	112	2.320	13:32:12	13:52:33	0	20m21s	+900	5°	0°			
80	Tmp	113	2.860	13:33:14	13:53:53	0	20m39s	+900	5°	0°			
82	Tmp	117	1.350	13:38:21	13:59:29	0	21m08s	+900	5°	0°			
83	Tmp	118	2.750	13:41:09	14:02:18	0	21m09s	+900	5°	0°			
84	Tmp	118	4.130	13:44:07	14:05:53	0	21m46s	+900	5°	0°			
85	Tmp	120	5.470	13:47:13	14:09:15	0	22m02s	+900	4°	0°			
86	Tmp	122	6.580	13:49:42	14:15:06	0	25m24s	+900	4°	0°			
87	Tmp	124	7.800	13:52:38	14:18:12	0	25m34s	+900	5°	0°			
88	Tmp	124	8.160	13:53:37	14:19:07	0	25m30s	+900	5°	0°			
89	Tmp	126	8.940	13:55:37	14:22:50	0	27m13s	+900	5°	0°			
90	Tmp	126	9.640	13:57:32	14:25:17	0	27m45s	+900	4°	0°			
91	Tmp	129	1.420	14:04:01	14:29:37	0	25m36s	+900	4°	0°			
92	Tmp	129	2.250	14:05:24	14:31:27	0	26m03s	+900	4°	0°			
93	Tmp	130	2.950	14:06:37	14:34:14	0	27m37s	+900	3°	0°			
94	Tmp	131	3.810	14:08:10	14:35:55	0	27m45s	+900	3°	0°			
95	Tmp	134	4.640	14:09:40	--:--:--	0		+1800	10°	0°			
96	Tmp	135	5.630	14:11:28	--:--:--	0		+1800	10°	0°			
97	Tmp	139	0.450	14:17:43	--:--:--	0		+1800	10°	0°			
98	Tmp	140	0.860	14:18:33	--:--:--	0		+1800	11°	0°			
99	Tmp	143	1.830	14:20:21	--:--:--	0		+1800	10°	0°			
100	Tmp	144	2.770	14:23:33	--:--:--	0		+1800	10°	0°			
101	Tmp	146	3.400	14:26:01	--:--:--	0		+1800	10°	0°			
102	Tmp	147	4.880	14:28:23	--:--:--	0		+1800	10°	0°			
103	Tmp	147	5.480	14:29:31	--:--:--	0		+1800	10°	0°			
104	Tmp	148	6.800	14:31:42	--:--:--	0		+1800	10°	0°			
105	Tmp	152	1.930	14:37:59	--:--:--	0		+1800	10°	0°			
106	Tmp	154	4.300	14:41:45	--:--:--	0		+1800	10°	0°			
107	Tmp	155	5.500	14:43:54	--:--:--	0		+1800	10°	0°			
Etapa B		Num	160	Pen	0	PCZ	0	Total PP	49233	PG	16		
n°	87	A	PG	13	8°	B	PG	16	5°	Tot PG	29	Col.	4°





Performance Individual

PC	Tp	Trc	DistPC	Ideal	Passagem	Pen	Erro	Pontos	NoPC	AtePC
----	----	-----	--------	-------	----------	-----	------	--------	------	-------





Regularidade Caji - Baiano Regularidade 2024



Performance Individual

Table with columns: PC, Tp, Trc, DistPC, Ideal, Passagem, Pen, Erro, Pontos, NoPC, AtePC. Contains detailed performance data for 53 laps.

Summary table for PC 54, 55, 56 showing Tp, Trc, DistPC, Ideal, Passagem, Pen, Erro, Pontos, NoPC, AtePC.

Summary table for Etapa A: Num 165, Pen 0, PCZ 5, Total PP 4033, PG 25.

Main table for Etapa A with 25 rows, columns: PC, Tp, Trc, DistPC, Ideal, Passagem, Pen, Erro, Pontos, NoPC, AtePC.

Summary table for Etapa B: Num 165, Pen 0, PCZ 0, Total PP 48523, PG 18.

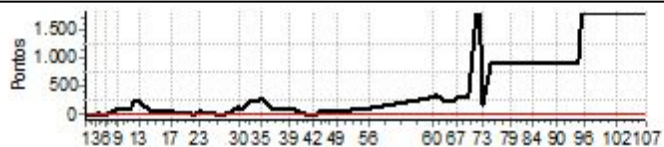
Summary table for n° 88: A PG 25, 1°, B PG 18, 4°. Tot PG 43, Col. 1°.





Performance Individual

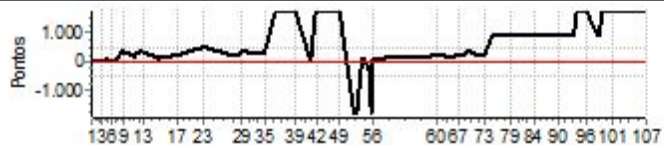
PC	Tp	Trc	DistPC	Ideal	Passagem	Pen	Erro	Pontos	NoPC	AtePC
----	----	-----	--------	-------	----------	-----	------	--------	------	-------





Performance Individual

PC	Tp	Trc	DistPC	Ideal	Passagem	Pen	Erro	Pontos	NoPC	AtePC
----	----	-----	--------	-------	----------	-----	------	--------	------	-------





Regularidade Caji - Baiano Regularidade 2024



Performance Individual

Table with columns: PC, Tp, Trc, DistPC, Ideal, Passagem, Pen, Erro, Pontos, NoPC, AtePC. Includes rider info: 177 / Erik Rodrigues Gomes / Erik, Cat / NL / Largada / NOVATO / 95 / 09:46:30, Feira de Santana, ktm 350 excf. Lists 53 laps with timing and points.

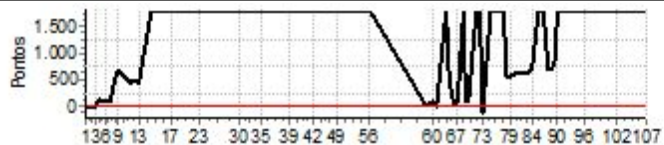
Table with columns: PC, Tp, Trc, DistPC, Ideal, Passagem, Pen, Erro, Pontos, NoPC, AtePC. Includes summary: Etapa A, Num 177, Pen 0, PCZ 1, Total PP 79154, PG 0. Lists 17 laps (57-73) with timing and points. Includes summary: Etapa B, Num 177, Pen 0, PCZ 0, Total PP 57423, PG 0. Includes rider info: n° 95, A PG 0, NC B PG 0, NC, Tot PG 0, Col. 18°.





Performance Individual

PC	Tp	Trc	DistPC	Ideal	Passagem	Pen	Erro	Pontos	NoPC	AtePC
----	----	-----	--------	-------	----------	-----	------	--------	------	-------





Regularidade Cajá - Baiano Regularidade 2024



Performance Individual

Table with 11 columns: PC, Tp, Trc, DistPC, Ideal, Passagem, Pen, Erro, Pontos, NoPC, AtePC. Rows include participant details (199, Alvaro de Oliveira Neto) and a list of 53 laps with timing and performance data.

Table with 11 columns: PC, Tp, Trc, DistPC, Ideal, Passagem, Pen, Erro, Pontos, NoPC, AtePC. Rows 54-56 showing lap details.

Table with 12 columns: Etapa A, Num, 199, Pen, 0, PCZ, 0, Total PP, 31735, PG, 11. Rows 57-107 showing detailed lap performance for Stage A.

Table with 12 columns: Etapa B, Num, 199, Pen, 0, PCZ, 0, Total PP, 63076, PG, 0. Summary row for Stage B.

Table with 8 columns: nº, 84, A, PG, 11, 10º, B, PG, 0, NC. Summary row for participant 84.

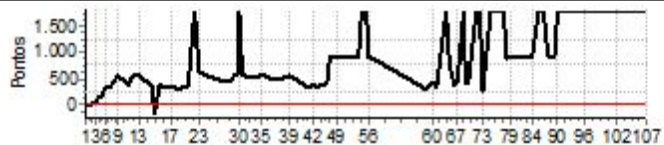
Table with 3 columns: Tot PG, 11, Col., 11º. Summary row for total points and column.





Performance Individual

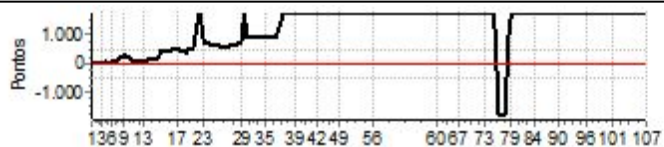
PC	Tp	Trc	DistPC	Ideal	Passagem	Pen	Erro	Pontos	NoPC	AtePC
----	----	-----	--------	-------	----------	-----	------	--------	------	-------





Performance Individual

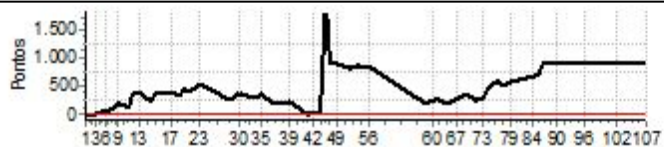
PC	Tp	Trc	DistPC	Ideal	Passagem	Pen	Erro	Pontos	NoPC	AtePC
----	----	-----	--------	-------	----------	-----	------	--------	------	-------





Performance Individual

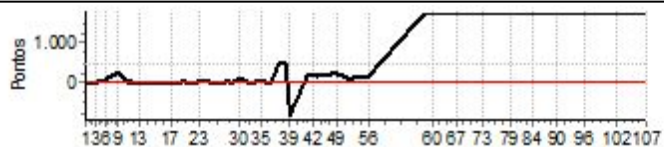
PC	Tp	Trc	DistPC	Ideal	Passagem	Pen	Erro	Pontos	NoPC	AtePC
----	----	-----	--------	-------	----------	-----	------	--------	------	-------





Performance Individual

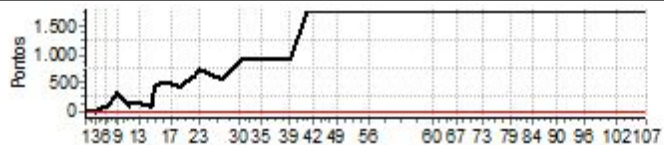
PC	Tp	Trc	DistPC	Ideal	Passagem	Pen	Erro	Pontos	NoPC	AtePC
----	----	-----	--------	-------	----------	-----	------	--------	------	-------





Performance Individual

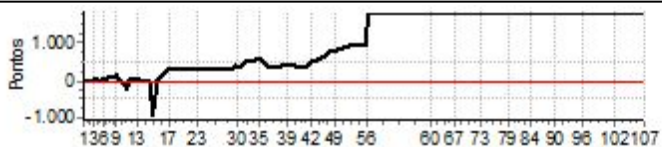
PC	Tp	Trc	DistPC	Ideal	Passagem	Pen	Erro	Pontos	NoPC	AtePC
----	----	-----	--------	-------	----------	-----	------	--------	------	-------





Performance Individual

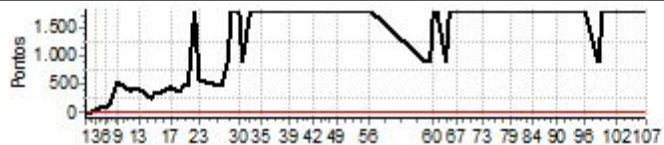
PC	Tp	Trc	DistPC	Ideal	Passagem	Pen	Erro	Pontos	NoPC	AtePC
----	----	-----	--------	-------	----------	-----	------	--------	------	-------





Performance Individual

PC	Tp	Trc	DistPC	Ideal	Passagem	Pen	Erro	Pontos	NoPC	AtePC
----	----	-----	--------	-------	----------	-----	------	--------	------	-------





Regularidade Caji - Baiano Regularidade 2024



Performance Individual

Table with columns: PC, Tp, Trc, DistPC, Ideal, Passagem, Pen, Erro, Pontos, NoPC, AtePC. Rows include driver info (227 / Gabriel Vitor dos Santos Silva / Piloto) and a list of 53 laps with performance metrics.

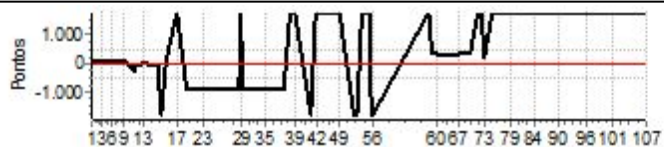
Table with columns: PC, Tp, Trc, DistPC, Ideal, Passagem, Pen, Erro, Pontos, NoPC, AtePC. Includes 'Etapa A' summary (Total PP 56998, PG 4) and a list of 17 laps (54-70) with performance metrics. Also includes 'Etapa B' summary (Total PP 68637, PG 0) and a final row with driver number 86 and other details.





Performance Individual

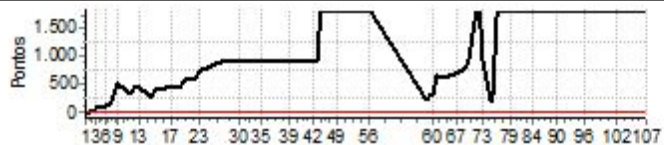
PC	Tp	Trc	DistPC	Ideal	Passagem	Pen	Erro	Pontos	NoPC	AtePC
----	----	-----	--------	-------	----------	-----	------	--------	------	-------





Performance Individual

PC	Tp	Trc	DistPC	Ideal	Passagem	Pen	Erro	Pontos	NoPC	AtePC
----	----	-----	--------	-------	----------	-----	------	--------	------	-------





Regularidade Caji - Baiano Regularidade 2024



Performance Individual

Table with columns: PC, Tp, Trc, DistPC, Ideal, Passagem, Pen, Erro, Pontos, NoPC, AtePC. Includes summary rows for 'Num 244', 'Cat / NL / Largada', and 'Aracaju CRF 250F'. Lists 53 individual performance entries.

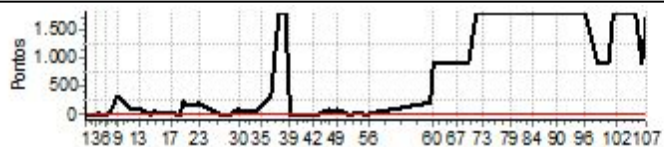
Table with columns: PC, Tp, Trc, DistPC, Ideal, Passagem, Pen, Erro, Pontos, NoPC, AtePC. Includes summary rows for 'Etapa A' (Total PP 7051, PG 20) and 'Etapa B' (Total PP 68996, PG 0). Lists 107 individual performance entries.





Performance Individual

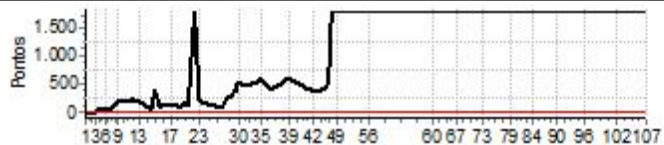
PC	Tp	Trc	DistPC	Ideal	Passagem	Pen	Erro	Pontos	NoPC	AtePC
----	----	-----	--------	-------	----------	-----	------	--------	------	-------





Performance Individual

PC	Tp	Trc	DistPC	Ideal	Passagem	Pen	Erro	Pontos	NoPC	AtePC
----	----	-----	--------	-------	----------	-----	------	--------	------	-------





Performance Individual

PC	Tp	Trc	DistPC	Ideal	Passagem	Pen	Erro	Pontos	NoPC	AtePC
----	----	-----	--------	-------	----------	-----	------	--------	------	-------

